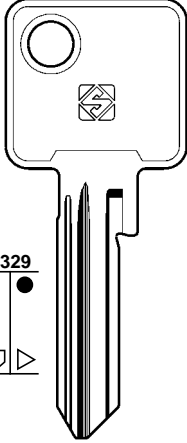
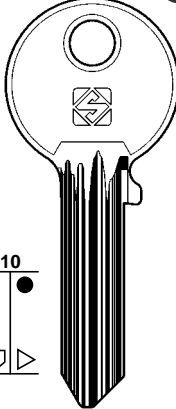
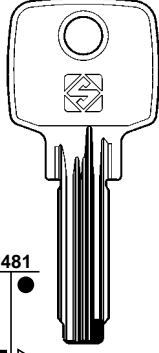


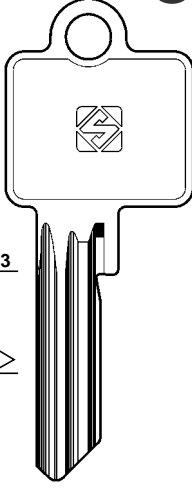



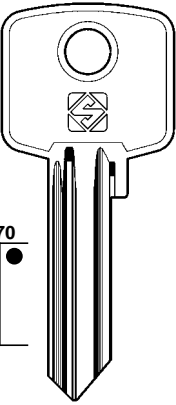
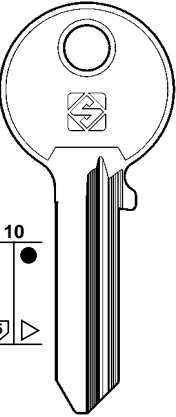
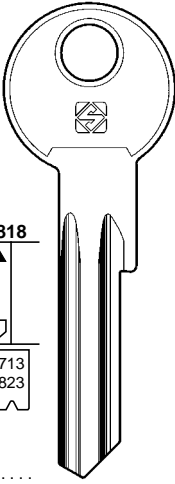

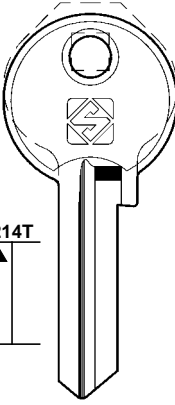



PER: FOR: ABUS			BKS
 <p>1329</p> <p>5</p> <p><b>AB61</b></p>	 <p>10</p> <p>5</p> <p><b>AB63</b></p>	 <p>1481</p> <p>5</p> <p><b>AB62</b> EC75</p>   <p>CISA mm 30-40-50</p>	 <p>1423</p> <p>5</p> <p><b>BK18</b> 0212</p>



**1**

PER / FOR
<b>ABUS</b> (D) +  CISA (1)
<b>BKS</b> (D)
<b>CAS-CISMA</b> (I)
<b>CISA</b> (I) +  ABUS (1)
<b>ELZETT</b> (H)
<b>FEDERAL</b> (F)  FTH (1-2)
<b>FTH</b> (F)

PER: FOR: CAS-CISMA	CISA	ELZETT	FTH
 <p>570</p> <p>5</p> <p><b>CIS11</b> KRL</p>	 <p>10</p> <p>5</p> <p><b>CS44R</b></p> <p><b>ABUS</b></p>	 <p>818</p> <p>713 823</p> <p>..... 1-2-3-4-5-6 0-1-2-3-4-5-6</p> <p><b>EL1X</b></p> 	 <p>214T</p> <p><b>FH23R</b></p>  <b>FEDERAL</b>

**01**  
COMMERCIAL GROUP  
GRUPPO COMMERCIALE  
PREISEGRUPPE  
GROUPE COMMERCIAL  
GRUPO COMMERCIAL  
[www.silca.it](http://www.silca.it)



2

PER / FOR

FTH (F)  
FEDERAL

ISEO (I)

MASTER (USA)

RESMINI (I)

DAEWOO (ROK)

KIA (ROK)

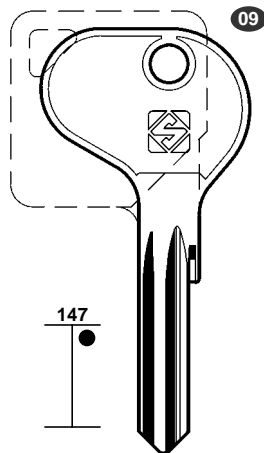
YAMAHA (J)

PER:  
FOR:

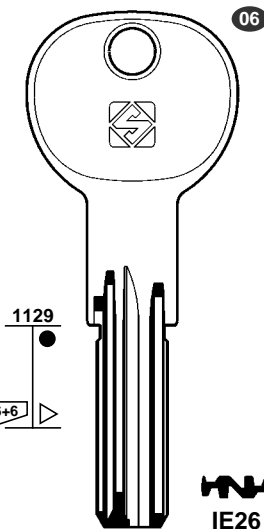
FTH

ISEO

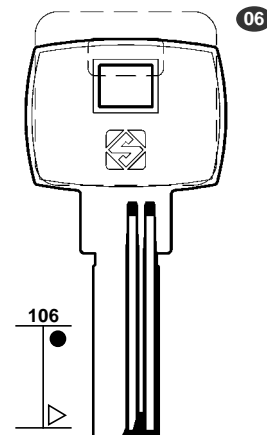
MASTER



FH24R



IE26

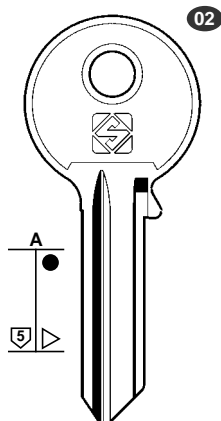


MS22

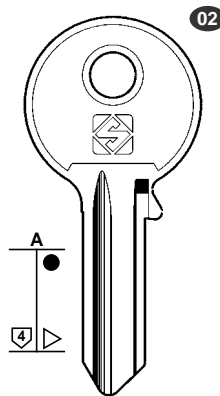


PER:  
FOR:

RESMINI



RM1A RM1RA



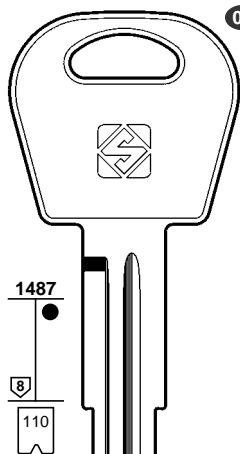
RM2A RM2RA

PER:  
FOR:

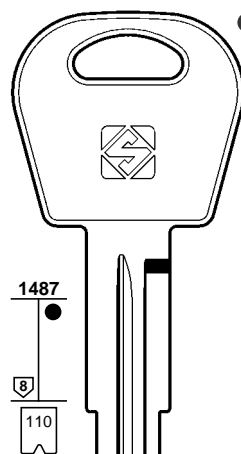
DAEWOO

KIA

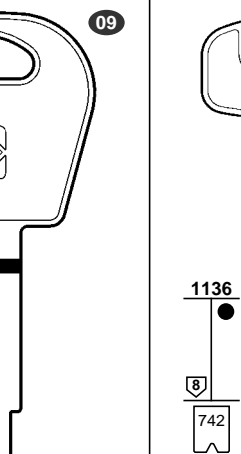
YAMAHA



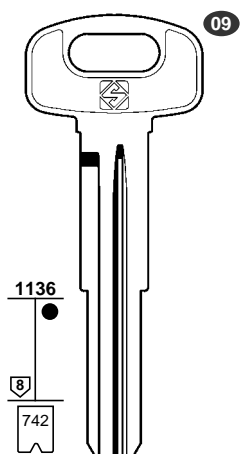
DWO4R  
J....  
1-1200



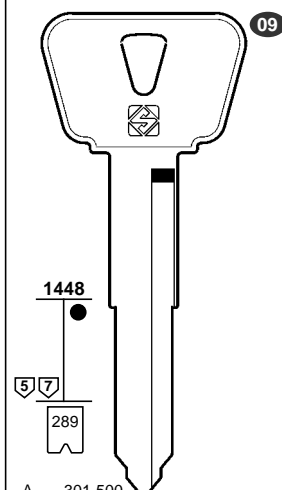
DWO5  
V....  
1-1200



DWO5R  
T....  
1-1200



KIA3R  
Y....  
2001-3000



A... 301-500  
A.... 7001-8500

YH35



01

COMMERCIAL GROUP  
GRUPPO COMMERCIALE  
PREISEGRUPPE  
GROUPE COMMERCIAL  
GRUPO COMMERCIAL

www.silca.it

PER:  
FOR:

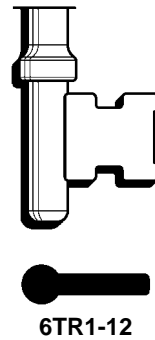
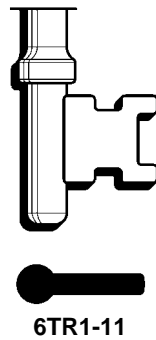
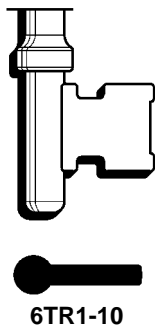
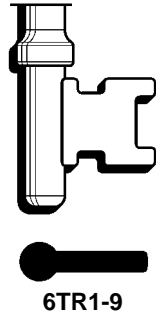
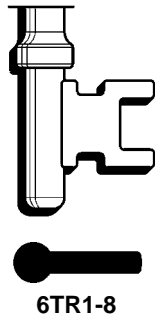
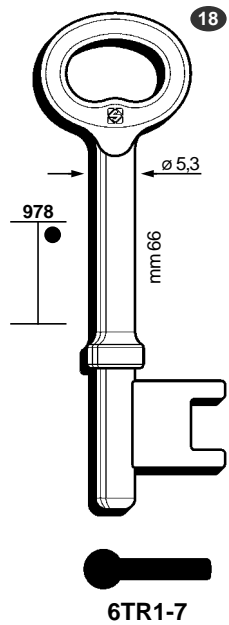
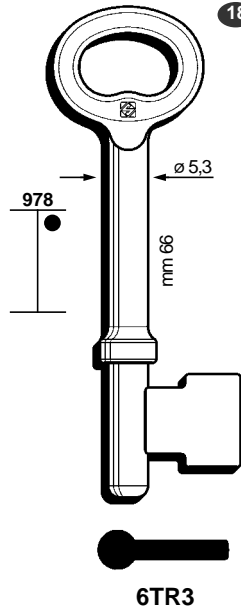
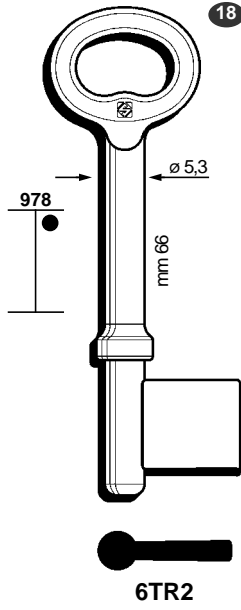
# TRIOVING



# 3

PER / FOR

TRIOVING (N)













01














COMMERCIAL GROUP  
GRUPPO COMMERCIALE  
PREISEGRUPPE  
GROUPE COMMERCIAL  
GRUPO COMMERCIAL

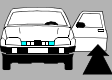







[www.silca.it](http://www.silca.it)

# TRANSPONDER LEGEND

1		<p>Make and model          Marca e modello          Marke und Modell          Marque et modèle          Marca y modelo</p>		
2		<p>In production from...          Fabbricata dal...          Hergestellt seit...          Fabriquée du...          Fabricada desde...</p>		
2/a		<p>In production until...          Fabbricata fino al...          Hergestellt bis...          Fabriquée jusqu'au...          Fabricada hasta...</p>		
3		<p>Silca key reference          Referenza chiave Silca          Silca-Schlüssel-Referenz          Référence clé Silca          Referencia llave Silca</p>		
5		<ul style="list-style-type: none"> <li>- M = MASTER: primary key, opens all locks;</li> <li>- V = VALET: secondary key, for vehicle ignition and door opening only;</li> <li>- P = key head plug</li> <li>- R = red plug;</li> <li>- W = white plug;</li> <li>- B = Blue plug;</li> <li>- HK= key head color.</li> </ul> <ul style="list-style-type: none"> <li>- M = MASTER: chiave primaria, apre tutte le serrature;</li> <li>- V = VALET: chiave secondaria, solo per accensione auto e apertura portiera;</li> <li>- P = tappo testa chiave</li> <li>- R = tappo rosso;</li> <li>- W = tappo bianco;</li> <li>- B = tappo blu;</li> <li>- HK= colore testa chiave.</li> </ul> <ul style="list-style-type: none"> <li>- M = MASTER: Primärschlüssel, öffnet alle Schlösser;</li> <li>- V = VALET: Sekundärschlüssel nur zum Starten des Schlüssels und Öffnen der Tür;</li> <li>- P = Gehäuse</li> <li>- R = Rote Gehäuse;</li> <li>- W = Weisse Gehäuse;</li> <li>- B = Blaue Gehäuse;</li> <li>- HK= Kopf-Farbe.</li> </ul> <ul style="list-style-type: none"> <li>- M = MASTER: clé primaire ouvrant toutes les serrures;</li> <li>- V = VALET: clé secondaire pour allumage voiture et ouverture de la portière seulement.</li> <li>- P = bouchon tête clé</li> <li>- R = bouchon rouge;</li> <li>- W = bouchon blanche;</li> <li>- B = bouchon bleue;</li> <li>- HK= couleur tête clé.</li> </ul>		
5				<ul style="list-style-type: none"> <li>• - M = MASTER: llave primaria, abre todas las cerraduras;</li> <li>- V = VALET: llave secundaria, sólo para encendido vehículo y abertura portezuela.</li> <li>- P = tapón de la cabeza de la llave</li> <li>- R = tapón rojo;</li> <li>- W = tapón blanco;</li> <li>- B = tapón azul;</li> <li>- HK = color de la cabeza de la llave.</li> </ul>
6				<p>Type of transponder on the original key(1)          Tipo di transponder presente nella chiave originale(1)          Transpondertyp im Originalschlüssel(1)          Type de transpondeur présent dans la clé originale(1)          Tipo de transponder presente en la llave original(1)</p>
9				<p>Identification of transponder type by RW2 (with stand alone or PC) (2)          Identificazione tipo di transponder tramite RW2 (sia in modalità stand alone che con PC) (2)          Identifizierung des Transpondertyps mit Hilfe der RW2 (sowohl Stand Alone als auch mit PC) (2)          Identification du type de transpondeur par RW2 (tant en mode "stand alone" qu'avec PC) (2)          Identificación tipo de transponder por medio de RW2 (tanto en modalidad stand alone como con PC) (2)</p>
10				<ul style="list-style-type: none"> <li>• Copy of key by RW2 (version 23.0)              The symbols show:              - Y: can be copied with RW2 ( RW2 Stand Alone);</li> <li>- ID: The RW2 (latest version in Silca) is able to duplicate the ID (part of the electronic code) of Philips Crypto transponders.</li> </ul> <ul style="list-style-type: none"> <li>• Copia della chiave tramite RW2 (versione 23.0)              I simboli identificano:              - Y: copiabile con RW2 ( RW2 Stand Alone);</li> <li>- ID: RW2 (ultima versione presente in Silca) è in grado di duplicare l'identificatore (parte del codice elettronico) del transponder Crypto Philips.</li> </ul> <ul style="list-style-type: none"> <li>• Kopie des Schlüssels mit RW2 (Version 23.0)              Die Symbole zeigen an:              - Y: kopierbar mit RW2 (RW2 Stand Alone);</li> <li>- ID: RW2 (letzte Version von Silca) kopiert den Identifikator (Teil des elektronischen Codes) des Transponders Crypto Philips.</li> </ul> <ul style="list-style-type: none"> <li>• Copie de la clé par RW2 (version 23.0)              Les symboles indiquent:              - Y: copiable avec RW2 ( RW2 Stand Alone);</li> <li>- ID: RW2 (dernière version présente chez Silca) est en mesure de reproduire l'identificateur (partie du code électronique) du transpondeur Crypto Philips.</li> </ul> <ul style="list-style-type: none"> <li>• Copia de la llave por medio de RW2 (versión 23.0)              Los símbolos identifican:              - Y: copiable con RW2 ( RW2 Stand Alone);</li> <li>- ID: RW2 (ultima versión presente en Silca) es capaz de duplicar el identificador (parte del código electrónico) del transponder Crypto Philips.</li> </ul>
11				<p>Copy of key by RW100 and SA1          Copia della chiave tramite RW100 ed SA1          Kopie des Schlüssels mit RW100 und SA1          Copie de la clé par RW100 et SA1          Copia de la llave por medio de RW100 y SA1</p>



12	 <b>RW2 STP</b>	<ul style="list-style-type: none"> <li>Indicates the possibility to generate codes for new transponder keys using RW2/STP (Silca's latest vers.) <sup>(3)</sup></li> <li>Indica la possibilità di generare il codice per nuove chiavi transponder utilizzando RW2/STP (l'ultima versione presente in Silca) <sup>(3)</sup></li> <li>Zeigt an, daß der Code für neue Transponderschlüssel mit dem RW2/STP (letzte erhältliche Version) generiert werden kann <sup>(3)</sup></li> <li>Indique la possibilité de générer le code pour de nouvelles clés transponder en utilisant RW2/STP (la dernière version présente chez Silca) <sup>(3)</sup></li> <li>Indica la posibilidad de generar el código para nuevas llaves transponder utilizando RW2/STP (la última versión Silca) <sup>(3)</sup></li> </ul>
15	     	<ul style="list-style-type: none"> <li>Key memorization procedure on the vehicle without using devices (instructions in the STP program)</li> <li>Tipo di procedura di memorizzazione della chiave sull'autovettura senza l'utilizzo di dispositivi (istruzioni all'interno del programma STP)</li> <li>Speicherung des Schlüssels im Auto ohne Verwendung der Vorrichtungen (Anleitungen im Programm STP)</li> <li>Procédure de mise en mémoire de la clé sur le véhicule sans utiliser de dispositifs (voir instructions dans le programme STP)</li> <li>Procedimiento de memorización de la llave en el vehículo sin el uso de dispositivos (instrucciones en el interior del programa STP)</li> </ul>
16	     	<ul style="list-style-type: none"> <li>Memorization of new keys in vehicle central immobilizer system: <ul style="list-style-type: none"> <li>Sd: only through dealer, using the original device; the original devices are indicated on the column 16 and are for example DART, FDS2000, PGM, etc.</li> <li>Nd: Memorization procedure not available.</li> </ul> </li> <li>Memorizzazione di nuove chiavi nella centralina immobilizer dell'auto: <ul style="list-style-type: none"> <li>Sd: solo tramite concessionario utilizzando il dispositivo originale; i nomi dei dispositivi specifici per marca auto sono richiamati nella colonna 16 e sono per es.: DART, FDS 2000, PGM, ecc.;</li> <li>Nd: non è disponibile un'eventuale procedura di memorizzazione.</li> </ul> </li> <li>Speicherung von neuen Schlüsseln in der Steuerzentrale des Autos: <ul style="list-style-type: none"> <li>Sd: nur durch den Händler mit Hilfe der Originalvorrichtung; Die Namen der spezifischen Vorrichtungen gemaess der Auto-Marke sind in der Kolonne 16 erwähnt und sind zum Beispiel: DART, FDS 2000, PGM, ecc.;</li> <li>Nd: kein Speicherungsverfahren verfügbar.</li> </ul> </li> <li>Mise en mémoire de nouvelles clés dans le central immobiliseur du véhicule: <ul style="list-style-type: none"> <li>Sd: uniquement par l'intermédiaire du concessionnaire en utilisant le dispositif original. Les noms des dispositifs spécifiques par marque de voiture sont reportés sur la colonne 16, sont pour exemple: DART, FDS 2000, PGM, etc.</li> <li>Nd: la procédure de mise en mémoire n'est pas disponible.</li> </ul> </li> <li>Memorización de nuevas llaves en la centralita immobilizer del vehículo: <ul style="list-style-type: none"> <li>Sd: sólo a través del concesionario utilizando el dispositivo original (Véase en la columna 16 los nombres de los dispositivos específicos por cada marca de automóvil; por ejemplo DART, FDS 2000, PGM, etc.);</li> <li>Nd: no está disponible el procedimiento de memorización.</li> </ul> </li> </ul>

A	  	<p>Door lock Portiera Türe Portière Puerta</p> <p>Antitheft devices for motor-cycles Antifurto per ciclomotori e motociclette Diebstahlschutz für Motorfahrrad und Motorräder Anti-vol pour cyclomoteurs/motocyclettes Antihurto para ciclomotores y motocicletas</p>
B	 	<p>Boot/Hatchback Bagagliaio/Portiera posteriore Kofferraum/Hecktür Coffre/Portière postérieure Maletero/Puerta trasera</p> <p>Cycle seat Sella Sattel Selle Silla</p>
C		<p>Petrol cap Tappo benzina Benzintankverschluß Bouchon réservoir Tapa de gasolina</p>
D		<p>Drawer Cassetto Schublade Tiroir Gaveta</p>
		
<p>All the following information reported in columns 5, 6, 9, 10, 11, 12, 15, 16) are relative to car/motorcycle/truck ignition.</p> <p>Tutti i simboli e le informazioni contenute nelle colonne 5, 6, 9, 10, 11, 12, 15, 16 sono relative all'accensione dell'auto/motocicletta/camion.</p> <p>Alle Symbole u. Informationen in den Spalten 5, 6, 9, 10, 11, 12, 15, 16 beziehen sich auf die Zündung des Autos/Motorrads/LKW.</p> <p>Tous les symboles et les informations reportées dans les colonnes 5, 6, 9, 10, 11, 12, 15, 16 sont relatifs à l'allumage de la voiture/motocyclette/camion.</p> <p>Todos los símbolos y las informaciones en las columnas 5, 6, 9, 10, 11, 12, 15, 16 son relativas al encendido del coche/motocicleta/camion.</p>		

	<b>"PH"</b>	Transponder Philips*
	<b>"PH / CR"</b>	Transponder Philips* Crypto
	<b>"MEG"</b>	Transponder Megamos*
	<b>"MEG / CR"</b>	Transponder Megamos* Crypto
	<b>"TEXAS"</b>	Transponder Texas*
	<b>"TEX / CR"</b>	Transponder Texas* Crypto
	<b>"TEMIC"</b>	Transponder Temic*
	<b>"MOTOR"</b>	Transponder Motorola*
	<b>"TEM / CR"</b>	Transponder Temic* Crypto
	<b>"SAAB"</b>	Transponder Saab*



## **(<sup>2</sup>) NR.Transponder**

- 11 Temic\* (Fiat – fixed code) (Fiat - codice fisso) (Fiat - Fixer Code) (Fiat - code fixe) (Fiat - código fijo)
- 12 Temic\* (Mazda-fixed code) (Mazda - codice fisso) (Mazda - Fixer Code) (Mazda - code fixe) (Mazda - código fijo)
- 13 Megamos\* (fixed code) (codice fisso) (Fixer Code) (code fixe) (código fijo)
- 21 Silca (fixed code – empty) (codice fisso - vuoto) (silca Fixer Code - leer) (fixe code - vide) (código fijo - vacío)
- 22 Silca (fixed code – empty) (codice fisso - vuoto) (silca Fixer Code - leer) (fixe code - vide) (código fijo - vacío)
- 23 Silca (fixed code – empty) (codice fisso - vuoto) (silca Fixer Code - leer) (fixe code - vide) (código fijo - vacío)
- 33 Philips\* (read/ write - fixed code) (read/ write - codice fisso) (read/ write - Fixer Code) (read/ write - code fixe) (read/ write - código fijo)
- 40 Philips\* Crypto (Opel\*-Vauxhall\*)
- 41 Philips\* Crypto (Nissan\*)
- 42 Philips\* Crypto (VAG\*)
- 44 Philips\* Crypto
- 45 Philips\* Crypto (Peugeot\*)
- 46 Philips\* Crypto (Second generation) (seconda generazione) (Zweite Generation) (Deuxième génération) (segunda generación)
- 48 Megamos\* Crypto
- 53 Philips\* (emulation of Megamos\* for Audi\*) (emulazione di Megamos\* per Audi\*) (simuliert Megamos\* für Audi\*) (émulation de Megamos\* pour Audi\*) (emulación de Megamos\* para Audi\*)
- 73 Philips\* (multi block - fixed code) (multi blocco – codice fisso) (multi block - Fixer Code) (multi bloc - code fixe) (multi bloque - código fijo)
- 93 Philips\* (emulation of Megamos\* for Daewoo\*) (emulazione di Megamos\* per Daewoo\*) (simuliert Megamos\* für Daewoo\*) (émulation de Megamos\* pour Daewoo\*) (emulación de Megamos\* para Audi\*)
- 4C Texas\* (fixed code) (codice fisso) (Fixer Code) (code fixe) (código fijo)
- 4D Texas\* Crypto
- 8C Temic\* Crypto
- 8D per Saab\* (non duplicabile) (not duplicable) (nicht kopierbar) (non reproductible) (no duplicable)

**(<sup>3</sup>) “MEG”** Megamos\* (type of generation) (tipo di generazione) (Erzeugung Typ) (Type de génération) (tipo de generación)

“B - F” Bosch\* - Fiat\* (type of generation) (tipo di generazione) (Erzeugung Typ) (Type de génération) (tipo de generación)

“S - O” Siemens\* - Opel\* (type of generation) (tipo di generazione) (Erzeugung Typ) (Type de génération) (tipo de generación)

“M - V” Megamos\* - VDO\* (type of generation) (tipo di generazione) (Erzeugung Typ) (Type de génération) (tipo de generación)

“T - F” Temic\* - Fiat\* (type of generation) (tipo di generazione) (Erzeugung Typ) (Type de génération) (tipo de generación)

“S - V” Siemens\* - Volkswagen\* (type of generation) (tipo di generazione) (Erzeugung Typ) (Type de génération) (tipo de generación)

“G - V” PSA\* - Valeo\* (type of generation) (tipo di generazione) (Erzeugung Typ) (Type de génération) (tipo de generación)

“G - C” PSA\* - CPH\* (type of generation) (tipo di generazione) (Erzeugung Typ) (Type de génération) (tipo de generación)

“N - N” Nissan\* (type of generation) (tipo di generazione) (Erzeugung Typ) (Type de génération) (tipo de generación)

*The keys must then be memorized in the vehicle central immobilizer system.*

*Le chiavi devono poi essere memorizzate nella centralina immobilizer dell'auto.*

*Die Schlüssel müssen anschliessend in die Steuerzentrale der Wegfahrsperrung des Autos eingespeichert werden.*

*Les clés doivent être mises en mémoire dans le central immobiliseur du véhicule.*

*Las llaves deben memorizarse en la centralita immobilizer del vehículo.*

(\*) Registered trade marks.

*Marchi registrati.*


















*Registrierte Handelsmarken.*

*Marques déposées.*

*Marcas registradas.*



# CAR KEYS SECTION

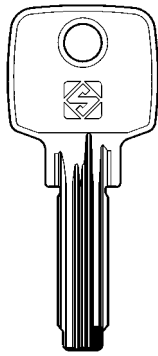
1	2	2/a	3	5	6	9	10	11	12	15	16	A	B	C	D	
	FROM 	TO 														
<b>DAEWOO</b>																
LANOS	1997		DW05R									←	←	←		
LEGANZA	1997		DW05									←	←	←		
NUBIRA	1997		DW04R									←	←	←		
TACUMA	2000		DW04R									←	←		←	
<b>KIA</b>																
CARENS	1999		KIA3R									←	←	←	←	
CARNIVAL	1999		KIA3R									←	←	←	←	
CLARENCE	2001		KIA3R									←	←			
CLARUS	1998		KIA3R									←	←	←	←	
PRIDE	1999		KIA3R									←	←	←		
RIO	2001		KIA3R									←	←			
SHUMA	1998		KIA3R									←	←	←	←	
SORENTO	1998		KIA3R									←	←	←	←	
<b>PEUGEOT</b>																
PARTNER	1997	1998	SX9CP									←	←		←	
PARTNER	1997	1998	SX9GP									←	←		←	
PARTNER	1998	2000	SX9T5		PH	33	Y	Y			Sd	←	←		←	
PARTNER	2000		SX9T14		PH / CR	46					Sd	←	←		←	
<b>RENAULT</b>																
AVANTIME	2002		NE73T16		TEX / CR	4D					Sd	←	←	←	←	
MEGANE	1998		NE73T16		TEX / CR	4D					Sd					
<b>SUBARU</b>																
FORESTER	1998		NSN14T13		TEX / CR	4D					Sd	←	←	←	←	
IMPREZA	2000		NSN14T13		TEX / CR	4D					Sd	←	←	←	←	
LEGACY OUTBACK	1998		NSN14T13		TEX / CR	4D					Sd	←	←	←	←	
WRX	2000		NSN14T13		TEX / CR	4D					Sd	←	←	←	←	
<b>YAMAHA (CYCLES)</b>																
SOME MODELS	1995		YH35									←	←			



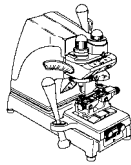
# Specialist's Guide

PER:  
FOR:

## ABUS (D)



  
AB62



MATRIX S - SX - SLX

DOGE - DOGE/C

CLUB - CLUB JR.

STANDARD



MATRIX  
DOGE

OPTIONAL



CLUB-CLUB JR.

### D401070RA

Tracer point T1  
Tastatore T1  
Taster T1  
Palpeur T1  
Palpador T1

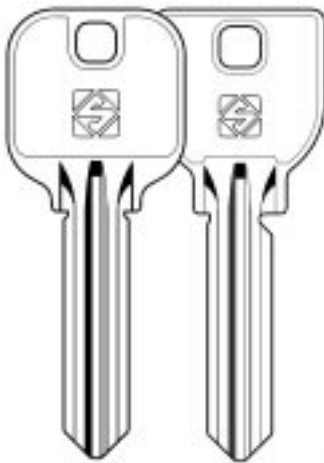


### D701071ZB

Cutter F1  
Fresa F1  
Fräser F1  
Fraise F1  
Fresa F1

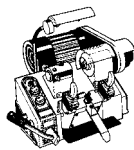
PER:  
FOR:

## MIWA (J)



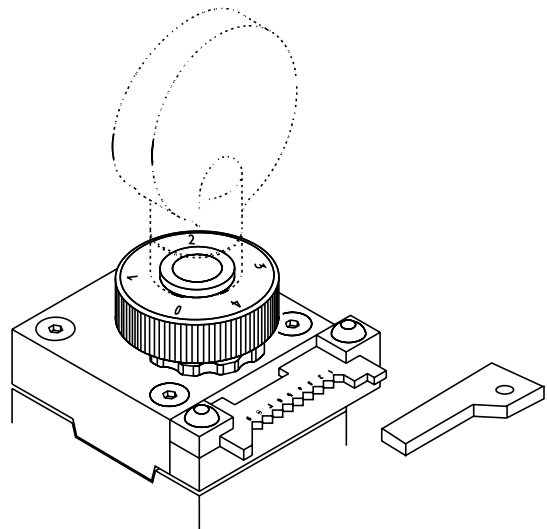
  
MIW3

  
MIW14



BRAVO JAPAN

OPTIONAL

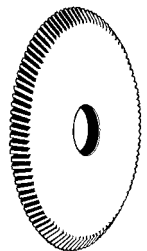


### D725296ZB

Code device for MIWA keys set  
Set dispositivo a codice per chiavi MIWA  
Code-Vorrichtung für MIWA Schlüssel  
Dispositif à code pour clés MIWA  
Dispositivo a código para llaves MIWA

### D722462ZB

Cutter  
Fresa  
Fräser  
Fraise  
Fresa

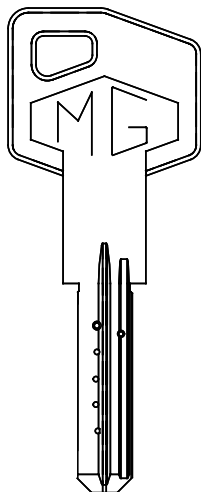


Delivery time JUNE 2003  
Disponibilità GIUGNO 2003  
Lieferbar JUNI 2003  
Disponibilité JUIN 2003  
Disponibilidad JUNIO 2003

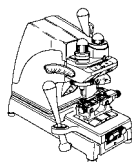




PER:  
FOR: **MG-MONTI (I)**

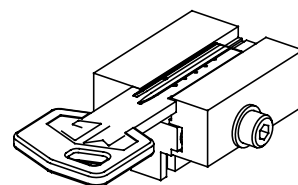
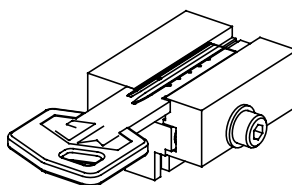


(HSP)



**MATRIX S - SX - SLX**

OPTIONAL



**D724811ZB**

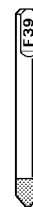
Adapters for MG-MONTI keys  
Adattori per chiavi MG-MONTI  
Adapters für MG-MONTI Schlüssel  
Adaptateurs pour clés MG-MONTI  
Adaptadores para llaves MG-MONTI

STANDARD



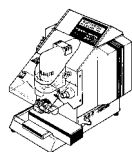
**D406658RA**

Tracer point T39  
Tastatore T39  
Taster T39  
Palpeur T39  
Palpador T39

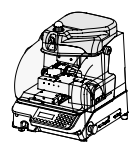


**D706659ZB**

Cutter F39  
Fresa F39  
Fräser F39  
Fraise F39  
Fresa F39

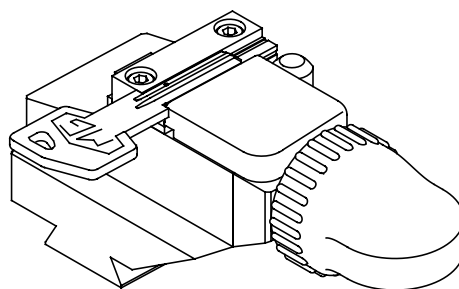


**QUATTROCODE**



**TRIAX-E.CODE**

OPTIONAL



**D724813ZB**

"R170" clamp  
Morsetto "R170"  
"R170" Spannbacke  
Étau "R170"  
Mordaza "R170"

Delivery time JUNE 2003  
Disponibilità GIUGNO 2003  
Lieferbar JUNI 2003  
Disponibilit  JUN 2003  
Disponibilidad JUNIO 2003

**D709117ZB**

Cutter H106 (HSS)  
Fresa H106 (HSS)  
Fräser H106 (HSS)  
Fraise H106 (HSS)  
Fresa H106 (HSS)



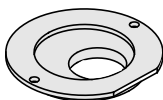
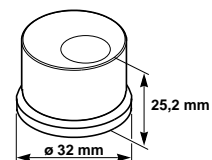
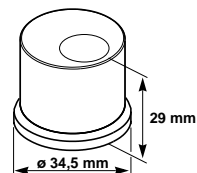
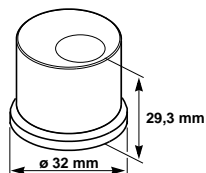
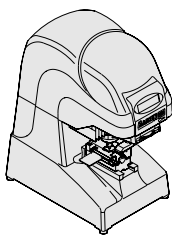
**D709243ZB**

Cutter W106 (carbide)  
Fresa W106 (metallo duro)  
Fräser W106 (Hartmetall)  
Fraise W106 (au carbure)  
Fresa W106 (metal duro)

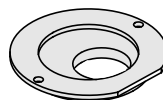


PER:  
FOR:

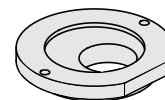
**MARKER 2000**



**C3/F**

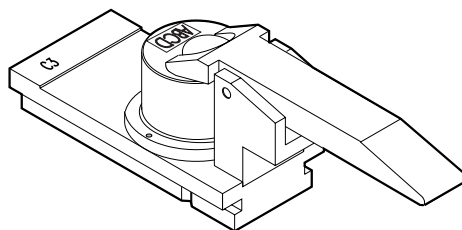


**C3/G**



**C3/E**

**C3**



**D725894ZB**

*Adaptors for cylinders  
to fit on C3 clamp*

*Adattatori per cilindri  
da applicare al morsetto C3*

*Adapters für Zylinder  
auf Spannbacke C3 zu installieren*

*Adapteurs pour cylindres  
à installer sur l'étau C3*

*Adaptadores para cilindros  
a instalarse en la mordaza C3*

Delivery time AUGUST 2003  
Disponibilità AGOSTO 2003  
Lieferbar AUGUST 2003  
Disponibilité AOÛST 2003  
Disponibilidad AGOSTO 2003

# Silca Quattrocode Program

GB

NEW  
WINDOWS®  
VERSION

## MAIN NEWS ON SOFTWARE QUATTROCODE PROGRAM

The new Quattrocode Windows program is provided with a systems/lock Database updated to version DOS 2°/2002.

- 1) New complete interface for running and connecting to a Quattrocode key-cutting machine Standard version. This new Program Version introduces the following:
  - Higher speed for data transmission than the DOS version
  - Possibility to establish fixed depths and/or skip cuts for each single series
  - Manual adjustments management function for each single series
  - Possibility to manage manual adjustments for each single clamp
  - Possibility to manage manual adjustments for each single adapter
  - Possibility to enter a text as a user note for each single series
  - Possibility to choose a predefined clamp for a series (in the case of a data card corresponding to more than one clamp).
  - Print functions, with the following possibilities: print Customers and Keys from the Historical Archive, print Tables with codes imported by user, print Cutters.
- 2) New SSI version (Silca Software Interface) compatible with Quattrocode key-cutting machines:
  - possibility to choose the clamp to be used (in the event of data cards with more than one clamp available)
  - possibility to export the "Master key" system previously imported from a ".DAT" file to an ASCII file compatible with the import of tables of user codes
- 3) New menu for saving User's data from the Quattrocode DOS Program in a text file (useful for memorizing and analysing any data not imported to Quattrocode Windows)
- 4) New menu to import user data from Quattrocode DOS to the Quattrocode Windows Database.
- 5) New Historical menu with a more intuitive interface, with the additional possibility for a customer to memorize (and retrieve) the information that a key has been cut using more than one electronic key-cutting machine (e.g. Quattrocode and Unocode)
- 6) Addition of the "Cutting shaft" function generating the shaft for combinations of cuts, starting from partial cuts (e.g. useful when a broken key must be reconstructed)



# Silca Quattrocode Program

NUOVO  
per WINDOWS®

I

## PRINCIPALI NOVITÀ SOFTWARE QUATTROCODE PROGRAM

Il nuovo programma Quattrocode Windows è fornito con il Database dei sistemi/serratura aggiornato alla versione DOS 2°/2002.

- 1) Nuova interfaccia completa di gestione e collegamento con duplicatrice Quattrocode (versione Standard). La nuova versione presenta le seguenti implementazioni:
  - Aumentata la velocità di trasmissione dei dati rispetto alla versione DOS
  - Possibilità di definire profondità fisse e/o salti di cifrature per singola serie
  - Possibilità di gestire correzioni manuali per singola serie
  - Possibilità di gestire correzioni manuali per singolo morsetto
  - Possibilità di gestire correzioni manuali per singolo adattatore
  - Possibilità di inserire un testo come nota utente per ogni singola serie
  - Possibilità di scegliere il morsetto predefinito per una serie (in caso di scheda corrispondente con più morsetti)
  - Introduzione delle funzioni di Stampa, tra cui ricordiamo: stampa Clienti e Chiavi dallo Storico, stampa Tabelle con codici importati da utente, stampa Frese
  - Aggiunta della funzione "Albero di taglio" per generare l'albero delle combinazioni di intaglio, partendo da una cifratura parziale (es. utile in caso di ricostruzione di una chiave spezzata).
- 2) Nuova versione SSI (Silca Software Interface) compatibile con duplicatrice Quattrocode:
  - possibilità di scegliere il morsetto da usare (nel caso di schede con più morsetti disponibili)
  - possibilità di esportare il sistema a "Chiave maestra" importato precedentemente da file ".DAT" in un file ASCII, compatibile con l'importazione di tabelle di codici utente
- 3) Nuovo menu per il salvataggio dati utente del Quattrocode Program DOS su file testo (utile per memorizzare e analizzare eventuali dati non importati in Quattrocode Windows)
- 4) Nuovo menu d'importazione dati utente da Quattrocode DOS nel Database Quattrocode Windows
- 5) Nuovo menu Storico con interfaccia più intuitiva, con possibilità aggiuntiva per un cliente di memorizzare (e successivamente recuperare) l'informazione che una chiave è stata realizzata usando più macchine duplicatrici elettroniche (es. Quattrocode e Unocode)



# Silca Code Program

UPDATE 1/2003 - AGGIORNAMENTO 1/2003  
 UPDATING 1/2003 - MISE A JOUR 1/2003 - ACTUALIZACIÓN 1/2003

S.S.N.	PROFILE PROFILO PROFIL PROFIL PERFIL	CODE SERIE SERIE SERIE SERIE	BRAND MARCA MARKEN MARQUE MARCA	USE UTILIZZO VERWENDUNG UTILISATION UTILIZACIONES	ADDITIONAL INFO. ALTRE INFO. WEITERE INFO. AUTRES INFO MAS INFORMACIONES	SILCA REF. ARTICOLO SILCA SILCA ROHLING ARTICLE SILCA ARTICULO SILCA	CARD SCHEDA KARTE FICHE FICHA
3333	NM....	NM2501 – 3500	Ymos	Auto/Camion	Mercedes – Steyr Puch	HU72RP – YM15P – YM15T5	15
3334	NZ....	NZ2501 – 3500	Huf	Auto	Mercedes – Steyr Puch	HU22 – HU22P	15
3335	NZ....	NZ4001 – 5001	Huf	Auto	Mercedes – Steyr Puch	HU22 – HU22P	181
3336	-	-	Esety	Cylinder	Only for UC Classic – B14	Original Key side 1	1757 (*)
3337	-	-	Esety	Cylinder	Only for UC Classic – B14	Original Key sides 2 and 3	1758 (*)
3338	.....	0123456789	Arrow	Cylinder	K3 – K2	AW6 – AW7	1355
3339	.....	0123456789	Arrow	Cylinder	K7	AW5	1355
3340	.....	0123456789	LockWood (USA)	Cylinder		LW23	404
3341	.....	0123456789	LockWood (USA)	Cylinder		Original	404
3342	.....	123456789	Dominion	Cylinder		DO1R – DO3R – DO4R – DO5R – DO6	684
3343	.....	123456789	Dominion	Cylinder		DO8R – DO9R – DO10	684
3344	.....	0123456789	Schlage	Cylinder	145 Original Schlage 923C	Original	410
3345	....	1 – 3936	Häfele	Cylinder		HF75R	1775
3346	...	1 – 200	Häfele	Cylinder		HF74	1776
3347	.....	0123456789	FF–Facchinetti	Cylinder		Original	1777
3348	.....	0123456789	FF–Facchinetti	Cylinder		Original	1781
3349	.....	71001 – 72500	Suzuki	Auto	Alto 2002 →		
3350	.....	123456789	Union	Cylinder		Original	1808
3351	S...	1 – 698	Ojmar	Cylinder	Profil "S"	Original	1636
3352	A1...	1 – 698	Ojmar	Cylinder	Profil "A1"	Original	1636
3353	E...	1 – 698	Ojmar	Cylinder	Profil "E"	Original	1809
3354	.....	0123	Luma	Cylinder	Only for rotative jaw	LM5P	1810
3355	.....	1 – 437710	Chubb	Cylinder	Also with rotative jaw	ACH	1811(*)
3356	.....A (new)	123456789	FTH	Cylinder		FH11	1812
3357	.....A (new)	123456789	FTH	Cylinder		FH15	1812

(\*) The system is protected by a password and authorization must be obtained from the manufacturer.  
 Il sistema è protetto da Password ed è necessario richiedere l'autorizzazione al costruttore.  
 Das System ist durch ein Password geschützt und es muß un die Genehmigung vom Hersteller angefragt werden.  
 Le système est protégé par un Password et il faut demander l'autorisation au constructeur.  
 El sistema está protegido por una Password y hace falta pedir la autorización al constructor.

